

**DAIKIN**



**INSTALLATION  
MANUAL**

**Digital I/O PCB**


Copyright © Daikin

DAIKIN AIR CONDITIONING AMERICAS  
1645 Wallace Drive, Suite 110  
Carrollton, TX 75006

**DAIKIN EUROPE N.V.**

Zandvoordestraat 300, B-8400 Oostende, Belgium

**EKRP1HBAAU**

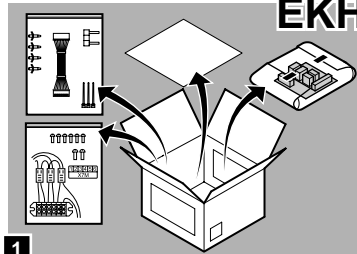


\*4PW56393-1 0000000D\*

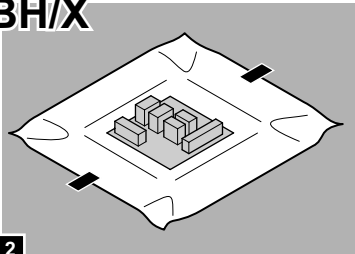


4PW56393-1

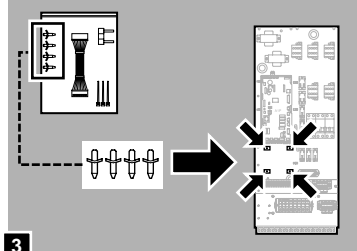
# EKHBH/X



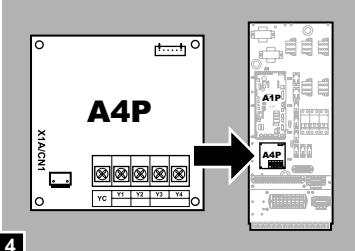
1



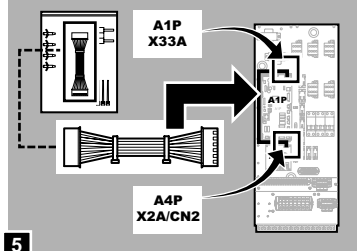
2



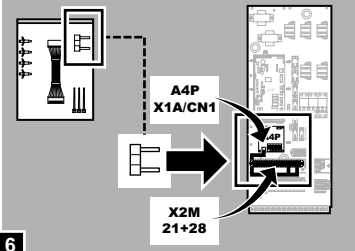
3



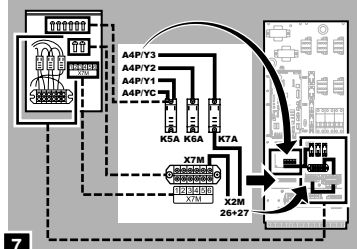
4



5



6

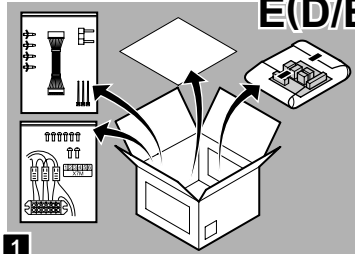


7

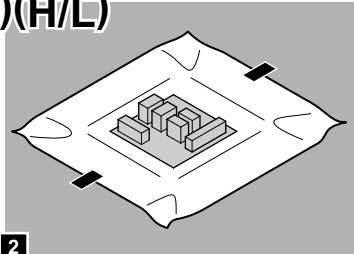
ALARM ON/OFF OUTPUT X7M 1-2  
 HEATING/COOLING ON/OFF OUTPUT X7M 3-4  
 SOLAR INPUT X7M 5-6

EKRP1HBAAU Digital I/O PCB  
 Installation manual 4PW56393-1

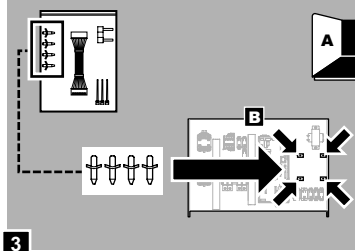
# E(D/B)(H/L)



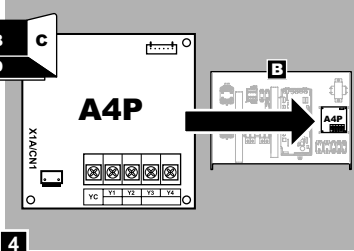
1



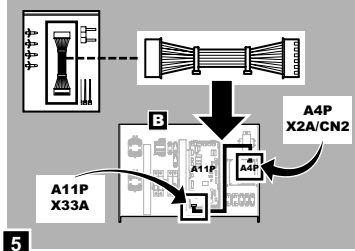
2



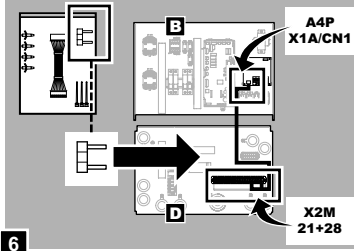
3



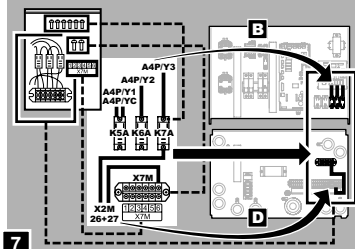
4



5



6



7

ALARM ON/OFF OUTPUT X7M 1-2  
 HEATING/COOLING ON/OFF OUTPUT X7M 3-4  
 SOLAR INPUT X7M 5-6

EKRP1HBAAU Digital I/O PCB  
 Installation manual 4PW56393-1